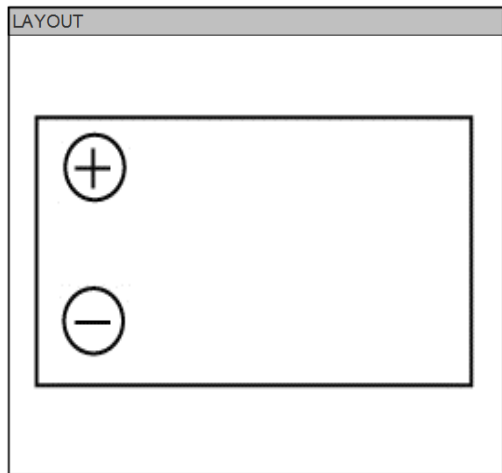


NP-Series - Valve Regulated Lead Acid Battery

NP7-12L

SPECIFICATIONS		
Nominal voltage	12	V
20-hr rate Capacity to 1.75VPC at 20°C	7	Ah
10-hr rate Capacity to 1.75VPC at 20°C	6.4	Ah
DIMENSIONS		
Length	151 (±1)	mm
Width	65 (±1)	mm
Height		mm
(height over terminals)	97.5 (±2)	mm
Mass (typical)	2.2	kg
TERMINAL TYPE		
FASTON (Quickfit / release)	6.35	mm
OPERATING TEMPERATURE RANGE		
Storage	-20°C to +60°C	
Charge	-15°C to +50°C	
Discharge	-20°C to +60°C	
STORAGE		
Capacity loss per month at 20°C (approx)	3	%
CASE MATERIAL		
Standard Option	ABS (UL.94:HB)	
Flame retardant option (FR)	ABS (UL94:V0)	
CHARGE VOLTAGE		
Float charge voltage at 20°C	13.65 (±1%)	V
	2.275 (±1%)	V/cell
Float Charge voltage temperature correction factor (for variations from the standard 20°C)	-3	mV/cell/°C
Cyclic (or Boost) charge at 20°C	14.5 (±3%)	V
	2.42 (±3%)	V/cell
Cyclic Charge voltage temperature correction factor (for variations from the standard 20°C)	-4	mV/cell/°C
CHARGE CURRENT		
Float charge current limit	No limit	A
Cyclic (or Boost) charge current limit	1.75	A
MAXIMUM DISCHARGE CURRENT		
1 second	210	A
1 minute	70	A
SHORT-CIRCUIT CURRENT & INTERNAL RESISTANCE (according to EN IEC 60896-21)		
Internal resistance	N/A	mΩ
Short-Circuit current	N/A	A
IMPEDANCE		
Measured at 1 kHz	23	mΩ
PERFORMANCE & CHARACTERISTICS		
Refer to the technical manual	NP	
DESIGN LIFE		
EUROBAT Classification: Standard Commercial	3 to 5	years
Yuasa design life @ 20°C	up to 5	years
SAFETY		
Installation		
Can be installed and operated in any orientation except permanently inverted		
Handles		
Batteries must not be suspended by their handles (where fitted)		
Vent valves		
Each cell is fitted with a low pressure release valve to allow gasses to escape and then reseal.		
Gas Release		
VRLA Batteries release hydrogen gas which can form explosive mixtures in air. Do not place inside a sealed container		
Recycling		
YUASA's VRLA batteries must be recycled at the end of life in accordance with local and national laws and regulations		



3RD PARTY CERTIFICATIONS

ISO 9001 - Quality Management Systems
 ISO 14001 - Environmental Management Systems
 EN 18001 - OHSAS Management Systems
 UNDERWRITERS LABORATORIES Inc.
 VdS (Germany) - VdS No: G189049



STANDARDS

IEC61056



ALL DATA IS SUBJECT TO CHANGE WITHOUT NOTICE
 Issue No.: V.3 / Issue Date: March 2013




YUASA BATTERY SALES UK LTD.
 Unit 13, Hunts Rise
 South Marston Industrial Estate
 Swindon
 SN3 4TG
 UK

NPW-Series - Valve Regulated Lead Acid Battery NPW45-12 (FR)

SPECIFICATIONS		
Nominal voltage	12	V
20-hr rate Capacity to 1.75VPC at 20°C	8.5	Ah
10-hr rate Capacity to 1.75VPC at 20°C	7.42	Ah
DIMENSIONS		
Length	151 (±1)	mm
Width	65 (±1)	mm
Height	94 (±1)	mm
(height over terminals)	97.5 (±2)	mm
Mass (typical)	2.7	kg
TERMINAL TYPE		
FASTON (Quickfit / release)	6.35	mm
OPERATING TEMPERATURE RANGE		
Storage	-15°C to +40°C	
Charge	-0°C to +40°C	
Discharge	-15°C to +50°C	
STORAGE		
Capacity loss per month at 20°C (approx)	3	%
CASE MATERIAL		
Standard Option	ABS (UL 94:HB)	
Flame retardant option (FR)	ABS (UL94:V0)	
CHARGE VOLTAGE		
Float charge voltage at 20°C	13.65 (±1%)	V
	2.275 (±1%)	V/cell
Float Charge voltage temperature correction factor (for variations from the standard 20°C)	-3	mV/cell/°C
Cyclic (or Boost) charge at 20°C	14.5 (±3%)	V
	2.42 (±3%)	V/cell
Cyclic Charge voltage temperature correction factor (for variations from the standard 20°C)	-4	mV/cell/°C
CHARGE CURRENT		
Float charge current limit	No limit	A
Cyclic (or Boost) charge current limit	2.125	A
MAXIMUM DISCHARGE CURRENT		
1 second	105	A
1 minute	42	A
SHORT-CIRCUIT CURRENT & INTERNAL RESISTANCE (according to EN IEC 60896-21)		
Internal resistance	N/A	mΩ
Short-Circuit current	N/A	A
IMPEDANCE		
Measured at 1 kHz	24	mΩ
PERFORMANCE & CHARACTERISTICS		
Refer to the technical manual	NPW	
DESIGN LIFE		
EUROBAT Classification: Standard Commercial	3 to 5	years
Yuasa design life @ 20°C	up to 5	years
SAFETY		
Installation	Can be installed and operated in any orientation except permanently inverted	
Handles	Batteries must not be suspended by their handles (where fitted)	
Vent valves	Each cell is fitted with a low pressure release valve to allow gasses to escape and then reseal.	
Gas Release	VRLA Batteries release hydrogen gas which can form explosive mixtures in air. Do not place inside a sealed container	
Recycling	YUASA's VRLA batteries must be recycled at the end of life in accordance with local and national laws and regulations	



LAYOUT



3RD PARTY CERTIFICATIONS

ISO 9001 - Quality Management Systems
 ISO 14001 - Environmental Management Systems
 EN 18001 - OHSAS Management Systems
 UNDERWRITERS LABORATORIES Inc.



STANDARDS

IEC61056



ALL DATA IS SUBJECT TO CHANGE WITHOUT NOTICE

Issue No.: V.1 / Issue Date: July 2010



YUASA BATTERY SALES
 UK LTD.
 Unit 13, Hunts Rise
 South Marston Industrial
 Estate
 Swindon
 SN3 4TG


NP-Series - Valve Regulated Lead Acid Battery

NP12-12

SPECIFICATIONS		
Nominal voltage	12	V
20-hr rate Capacity to 1.75VPC at 20°C	12	Ah
10-hr rate Capacity to 1.75VPC at 20°C	11.1	Ah
DIMENSIONS		
Length	151 (±1)	mm
Width	98 (±1)	mm
Height		mm
(height over terminals)	97.5 (±2)	mm
Mass (typical)	4.05	kg
TERMINAL TYPE		
FASTON (Quickfit / release)	6.35	mm
OPERATING TEMPERATURE RANGE		
Storage	-20°C to +60°C	
Charge	-15°C to +50°C	
Discharge	-20°C to +60°C	
STORAGE		
Capacity loss per month at 20°C (approx)	3	%
CASE MATERIAL		
Standard Option	ABS (UL94:HB)	
Flame retardant option (FR)	ABS (UL94:V0)	
CHARGE VOLTAGE		
Float charge voltage at 20°C	13.65 (±1%)	V
	2.275 (±1%)	V/cell
Float Charge voltage temperature correction factor (for variations from the standard 20°C)	-3	mV/cell/°C
Cyclic (or Boost) charge at 20°C	14.5 (±3%)	V
	2.42 (±3%)	V/cell
Cyclic Charge voltage temperature correction factor (for variations from the standard 20°C)	-4	mV/cell/°C
CHARGE CURRENT		
Float charge current limit	No limit	A
Cyclic (or Boost) charge current limit	3	A
MAXIMUM DISCHARGE CURRENT		
1 second	360	A
1 minute	75	A
SHORT-CIRCUIT CURRENT & INTERNAL RESISTANCE (according to EN IEC 60896-21)		
Internal resistance	44.39	mΩ
Short-Circuit current	320	A
IMPEDANCE		
Measured at 1 kHz	18	mΩ
PERFORMANCE & CHARACTERISTICS		
Refer to the technical manual	NP	
DESIGN LIFE		
EUROBAT Classification: Standard Commercial	3 to 5	years
Yuasa design life @ 20°C	up to 5	years
SAFETY		
Installation	Can be installed and operated in any orientation except permanently inverted	
Handles	Batteries must not be suspended by their handles (where fitted)	
Vent valves	Each cell is fitted with a low pressure release valve to allow gasses to escape and then reseal.	
Gas Release	VRLA Batteries release hydrogen gas which can form explosive mixtures in air. Do not place inside a sealed container	
Recycling	YUASA's VRLA batteries must be recycled at the end of life in accordance with local and national laws and regulations	



LAYOUT



3RD PARTY CERTIFICATIONS

ISO 9001 - Quality Management Systems
 ISO 14001 - Environmental Management Systems
 EN 18001 - OHSAS Management Systems
 UNDERWRITERS LABORATORIES Inc.
 VdS (Germany) - VdS No: G189170



STANDARDS

IEC61056



ALL DATA IS SUBJECT TO CHANGE WITHOUT NOTICE
 Issue No.: V.2 / Issue Date: March 2011



YUASA BATTERY SALES
 UK LTD.
 Unit 13, Hunts Rise
 South Marston Industrial
 Estate
 Swindon
 SN3 4TG

NP-Series - Valve Regulated Lead Acid Battery

NP17-12I

SPECIFICATIONS		
Nominal voltage	12	V
20-hr rate Capacity to 1.75VPC at 20°C	17	Ah
10-hr rate Capacity to 1.75VPC at 20°C	15.7	Ah
DIMENSIONS		
Length	181 (±1)	mm
Width	76 (±1)	mm
Height	167 (±2)	mm
(height over terminals)	N/A	mm
Mass (typical)	6.1	kg
TERMINAL TYPE		
Female threaded terminal	M5	
Torque	2.45	Nm
OPERATING TEMPERATURE RANGE		
Storage	-20°C to +60°C	
Charge	-15°C to +50°C	
Discharge	-20°C to +60°C	
STORAGE		
Capacity loss per month at 20°C (approx)	3	%
CASE MATERIAL		
Standard Option	ABS (UL94:HB)	
Flame retardant option (FR)	ABS (UL94:V0)	
CHARGE VOLTAGE		
Float charge voltage at 20°C	13.65 (±1%)	V
	2.275 (±1%)	V/cell
Float Charge voltage temperature correction factor (for variations from the standard 20°C)	-3	mV/cell/°C
Cyclic (or Boost) charge at 20°C	14.5 (±3%)	V
	2.42 (±3%)	V/cell
Cyclic Charge voltage temperature correction factor (for variations from the standard 20°C)	-4	mV/cell/°C
CHARGE CURRENT		
Float charge current limit	No limit	A
Cyclic (or Boost) charge current limit	4.25	A
MAXIMUM DISCHARGE CURRENT		
1 second	510	A
1 minute	48	A
SHORT-CIRCUIT CURRENT & INTERNAL RESISTANCE (according to EN IEC 60896-21)		
Internal resistance	34.47	mΩ
Short-Circuit current	421	A
IMPEDANCE		
Measured at 1 kHz	18	mΩ
PERFORMANCE & CHARACTERISTICS		
Refer to the technical manual	NP	
DESIGN LIFE		
EUROBAT Classification: Standard Commercial	3 to 5	years
Yuasa design life @ 20°C	up to 5	years
SAFETY		
Installation	Can be installed and operated in any orientation except permanently inverted	
Handles	Batteries must not be suspended by their handles (where fitted)	
Vent valves	Each cell is fitted with a low pressure release valve to allow gasses to escape and then reseal.	
Gas Release	VRLA Batteries release hydrogen gas which can form explosive mixtures in air. Do not place inside a sealed container	
Recycling	YUASA's VRLA batteries must be recycled at the end of life in accordance with local and national laws and regulations	



LAYOUT



3RD PARTY CERTIFICATIONS

ISO 9001 - Quality Management Systems
 ISO 14001 - Environmental Management Systems
 EN 18001 - OHSAS Management Systems
 UNDERWRITERS LABORATORIES Inc.
 VdS (Germany) - VdS No: G147022



STANDARDS

IEC61056



ALL DATA IS SUBJECT TO CHANGE WITHOUT NOTICE
 Issue No.: V.2 / Issue Date: March 2011



YUASA BATTERY SALES
 UK LTD.
 Unit 13, Hunts Rise
 South Marston Industrial
 Estate
 Swindon
 SN3 4TC

NP-Series - Valve Regulated Lead Acid Battery

NP24-12I

SPECIFICATIONS		
Nominal voltage	12	V
20-hr rate Capacity to 1.75VPC at 20°C	24	Ah
10-hr rate Capacity to 1.75VPC at 20°C	22.3	Ah
DIMENSIONS		
Length	166 (±1)	mm
Width	175 (±1)	mm
Height	125 (±2)	mm
(height over terminals)	N/A	mm
Mass (typical)	9	kg
TERMINAL TYPE		
Female threaded terminal	M5	
Torque	2.45	Nm
OPERATING TEMPERATURE RANGE		
Storage	-20°C to +60°C	
Charge	-15°C to +50°C	
Discharge	-20°C to +60°C	
STORAGE		
Capacity loss per month at 20°C (approx)	3	%
CASE MATERIAL		
Standard Option	ABS (UL94:HB)	
Flame retardant option (FR)	ABS (UL94:V0)	
CHARGE VOLTAGE		
Float charge voltage at 20°C	13.65 (±1%)	V
	2.275 (±1%)	V/cell
Float Charge voltage temperature correction factor (for variations from the standard 20°C)	-3	mV/cell/°C
Cyclic (or Boost) charge at 20°C	14.5 (±3%)	V
	2.42 (±3%)	V/cell
Cyclic Charge voltage temperature correction factor (for variations from the standard 20°C)	-4	mV/cell/°C
CHARGE CURRENT		
Float charge current limit	No limit	A
Cyclic (or Boost) charge current limit	6	A
MAXIMUM DISCHARGE CURRENT		
1 second	720	A
1 minute	48	A
SHORT-CIRCUIT CURRENT & INTERNAL RESISTANCE (according to EN IEC 60896-21)		
Internal resistance	22.19	mΩ
Short-Circuit current	656	A
IMPEDANCE		
Measured at 1 kHz	16	mΩ
PERFORMANCE & CHARACTERISTICS		
Refer to the technical manual	NP	
DESIGN LIFE		
EUROBAT Classification: Standard Commercial	3 to 5	years
Yuasa design life @ 20°C	up to 5	years
SAFETY		
Installation	Can be installed and operated in any orientation except permanently inverted	
Handles	Batteries must not be suspended by their handles (where fitted)	
Vent valves	Each cell is fitted with a low pressure release valve to allow gasses to escape and then reseal.	
Gas Release	VRLA Batteries release hydrogen gas which can form explosive mixtures in air. Do not place inside a sealed container	
Recycling	YUASA's VRLA batteries must be recycled at the end of life in accordance with local and national laws and regulations	



LAYOUT



3RD PARTY CERTIFICATIONS

ISO 9001 - Quality Management Systems
 ISO 14001 - Environmental Management Systems
 EN 18001 - OHSAS Management Systems
 UNDERWRITERS LABORATORIES Inc.
 VdS (Germany) - VdS No: G182026



STANDARDS

IEC61056



ALL DATA IS SUBJECT TO CHANGE WITHOUT NOTICE
 Issue No.: V.2 / Issue Date: March 2011



YUASA BATTERY SALES
 UK LTD.
 Unit 13, Hunts Rise
 South Marston Industrial
 Estate
 Swindon
 SN3 4TC

NP-Series - Valve Regulated Lead Acid Battery

NP38-12I

SPECIFICATIONS		
Nominal voltage	12	V
20-hr rate Capacity to 1.75VPC at 20°C	38	Ah
10-hr rate Capacity to 1.75VPC at 20°C	35.3	Ah
DIMENSIONS		
Length	197 (±1)	mm
Width	165 (±1)	mm
Height	170 (±2)	mm
(height over terminals)	N/A	mm
Mass (typical)	14.2	kg
TERMINAL TYPE		
Female threaded terminal	M5	
Torque	2.45	Nm
OPERATING TEMPERATURE RANGE		
Storage	-20°C to +60°C	
Charge	-15°C to +50°C	
Discharge	-20°C to +60°C	
STORAGE		
Capacity loss per month at 20°C (approx)	3	%
CASE MATERIAL		
Standard Option	ABS (UL94:HB)	
Flame retardant option (FR)	ABS (UL94:V0)	
CHARGE VOLTAGE		
Float charge voltage at 20°C	13.65 (±1%)	V
	2.275 (±1%)	V/cell
Float Charge voltage temperature correction factor (for variations from the standard 20°C)	-3	mV/cell/°C
Cyclic (or Boost) charge at 20°C	14.5 (±3%)	V
	2.42 (±3%)	V/cell
Cyclic Charge voltage temperature correction factor (for variations from the standard 20°C)	-4	mV/cell/°C
CHARGE CURRENT		
Float charge current limit	No limit	A
Cyclic (or Boost) charge current limit	9.5	A
MAXIMUM DISCHARGE CURRENT		
1 second	1140	A
1 minute	48	A
SHORT-CIRCUIT CURRENT & INTERNAL RESISTANCE (according to EN IEC 60896-21)		
Internal resistance	18.22	mΩ
Short-Circuit current	804	A
IMPEDANCE		
Measured at 1 kHz	14	mΩ
PERFORMANCE & CHARACTERISTICS		
Refer to the technical manual	NP	
DESIGN LIFE		
EUROBAT Classification: Standard Commercial	3 to 5	years
Yuasa design life @ 20°C	up to 5	years
SAFETY		
Installation	Can be installed and operated in any orientation except permanently inverted	
Handles	Batteries must not be suspended by their handles (where fitted)	
Vent valves	Each cell is fitted with a low pressure release valve to allow gasses to escape and then reseal.	
Gas Release	VRLA Batteries release hydrogen gas which can form explosive mixtures in air. Do not place inside a sealed container	
Recycling	YUASA's VRLA batteries must be recycled at the end of life in accordance with local and national laws and regulations	



LAYOUT



3RD PARTY CERTIFICATIONS

ISO 9001 - Quality Management Systems
 ISO 14001 - Environmental Management Systems
 EN 18001 - OHSAS Management Systems
 UNDERWRITERS LABORATORIES Inc.
 VdS (Germany) - VdS No: G182024



STANDARDS

IEC61056



ALL DATA IS SUBJECT TO CHANGE WITHOUT NOTICE
 Issue No.: V.2 / Issue Date: March 2011



YUASA BATTERY SALES
 UK LTD.
 Unit 13, Hunts Rise
 South Marston Industrial
 Estate
 Swindon
 SN3 4TC

NP-Series - Valve Regulated Lead Acid Battery

NP65-12I

SPECIFICATIONS		
Nominal voltage	12	V
20-hr rate Capacity to 1.75VPC at 20°C	65	Ah
10-hr rate Capacity to 1.75VPC at 20°C	60.5	Ah
DIMENSIONS		
Length	350 (±1)	mm
Width	166 (±1)	mm
Height	174 (±2)	mm
(height over terminals)	N/A	mm
Mass (typical)	23	kg
TERMINAL TYPE		
Female threaded terminal	M6	
Torque	4.76	Nm
OPERATING TEMPERATURE RANGE		
Storage	-20°C to +60°C	
Charge	-15°C to +50°C	
Discharge	-20°C to +60°C	
STORAGE		
Capacity loss per month at 20°C (approx)	3	%
CASE MATERIAL		
Standard Option	ABS (UL94:HB)	
Flame retardant option (FR)	ABS (UL94:V0)	
CHARGE VOLTAGE		
Float charge voltage at 20°C	13.65 (±1%)	V
	2.275 (±1%)	V/cell
Float Charge voltage temperature correction factor (for variations from the standard 20°C)	-3	mV/cell/°C
Cyclic (or Boost) charge at 20°C	14.5 (±3%)	V
	2.42 (±3%)	V/cell
Cyclic Charge voltage temperature correction factor (for variations from the standard 20°C)	-4	mV/cell/°C
CHARGE CURRENT		
Float charge current limit	No limit	A
Cyclic (or Boost) charge current limit	16.25	A
MAXIMUM DISCHARGE CURRENT		
1 second	1950	A
1 minute	48	A
SHORT-CIRCUIT CURRENT & INTERNAL RESISTANCE (according to EN IEC 60896-21)		
Internal resistance	10.51	mΩ
Short-Circuit current	1375	A
IMPEDANCE		
Measured at 1 kHz	12	mΩ
PERFORMANCE & CHARACTERISTICS		
Refer to the technical manual	NP	
DESIGN LIFE		
EUROBAT Classification: Standard Commercial	3 to 5	years
Yuasa design life @ 20°C	up to 5	years
SAFETY		
Installation	Can be installed and operated in any orientation except permanently inverted	
Handles	Batteries must not be suspended by their handles (where fitted)	
Vent valves	Each cell is fitted with a low pressure release valve to allow gasses to escape and then reseal.	
Gas Release	VRLA Batteries release hydrogen gas which can form explosive mixtures in air. Do not place inside a sealed container	
Recycling	YUASA's VRLA batteries must be recycled at the end of life in accordance with local and national laws and regulations	



LAYOUT



3RD PARTY CERTIFICATIONS

ISO 9001 - Quality Management Systems
 ISO 14001 - Environmental Management Systems
 EN 18001 - OHSAS Management Systems
 UNDERWRITERS LABORATORIES Inc.
 VdS (Germany) - VdS No: G183008



STANDARDS

IEC61056



ALL DATA IS SUBJECT TO CHANGE WITHOUT NOTICE
 Issue No.: V.2 / Issue Date: March 2011



YUASA BATTERY SALES
 UK LTD.
 Unit 13, Hunts Rise
 South Marston Industrial
 Estate
 Swindon
 SN3 4TC